



INSTALLATION STEP BETWEEN MODULES = LIGHTBOX DEPTH X 3 AND MORE

**T4, 4W - FOR DEPTHS FROM 60 TO 180 MM**




Lightbox - 1000x1000 mm  
Depth - 120-160 mm  
TELELINE T4 - 4 pcs  
Power - 16W  
Step - 500 mm

**T0, 0,5W / T1, 1,2W - FOR DEPTHS FROM 40 TO 90 MM**



Lightbox - 1000x1000 mm  
Depth - 50-90 mm  
TELELINE T0 / T1 - 25 pcs  
Power - 12,5 / 30W  
Step - 200 mm

**T2, 2W - FOR DEPTHS FROM 50 TO 120 MM**



Lightbox - 1000x1000 mm  
Depth - 90-120 mm  
TELELINE T2 - 9 pcs  
Power - 18W  
Step - 300 mm

Installation time **up to x4 faster**  
Power consumption **per 1m<sup>2</sup> up to x3 lower**  
Modules quantity **per 1m<sup>2</sup> up to x4 smaller**  
Illumination cost **per 1m<sup>2</sup> up to x2 smaller**



Fire proof



Constant current inside



MacAdam 3



Lens ratio



LED certified



Angle



Protection level



60,000 hours



Full Warranty