

Light-emitting diode module Teleline T2 2W

FOR LIGHT BOXES

DESIGNED FOR BACKLIGHT LIGHTBOXES

DEPTH 70-100 MM

BEST FOR 70-100MM DEEP LIGHTBOXES

1:3 RATIO

RECOMMENDED DEPTH: C-C DISTANCE RATIO

2W

HIGH POWER FOR EXTRA BRIGHTNESS

IP67

DUST AND WATER PROTECTED

200lm

HIGH BRIGHTNESS 200 LM PER MODULE

6500 K

6500K AND OTHER COLORS

5 YEARS WARRANTY


5 YEAR EXTENDED WARRANTY

TECHNICAL INFORMATION

LED type	2835
Input	12V DC
Color temperature	6500 K
Beam angle	175°
Protection level	IP 67
Center-to-center distance	350 mm
Working temperature	-30°C + 50°C
Available colors	●
Power	2 W
Light output	200 lm

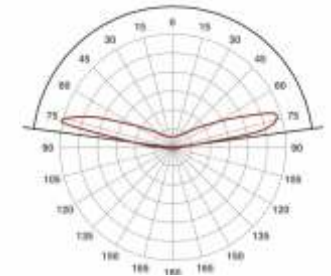
ILLUMINATION TABLE

Installation depth	Distance between centers	Quantity per 1 sq.m.	Power per 1 sq.m.
70 mm	210 mm	25 pcs	50 W
80 mm	240 mm	16 pcs	32 W
90 mm	270 mm	16 pcs	32 W
100 mm	300 mm	9 pcs	18 W



LIGHT DISTRIBUTION GRAPH

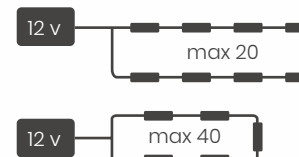
Beam angle is 175°



DIMENSIONS



CONNECTION



PACKAGING

Packing type	Chain	Package	Box
Quantity	20 pcs	100 pcs	1600 pcs
Weight	0,37 kg	1,83 kg	22,0 kg