

## Light-emitting diode module Teleline T4MAX 2W

**FOR LIGHT BOXES**

DESIGNED FOR BACKLIGHT LIGHTBOXES

**DEPTH 100-200 MM**

BEST FOR 100-200MM DEEP LIGHTBOXES

**1:3 RATIO**

RECOMMENDED DEPTH: CC DISTANCE RATIO

**2 W**

HIGH POWER FOR EXTRA BRIGHTNESS

**IP 67**

DUST AND WATER PROTECTED

**300 lm**

HIGH BRIGHTNESS 300 LM PER MODULE

**6500 K**

6500 K AND OTHER COLORS

**7 YEARS WARRANTY**

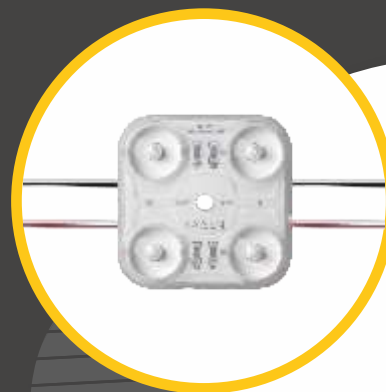
7 YEAR EXTENDED WARRANTY

### TECHNICAL INFORMATION

LED type	2835
Input	12V DC
Color temperature	6500 K
Beam angle	175°
Protection level	IP 67
Center-to-center distance	400 mm
Working temperature	-30°C + 50°C
Available colors	●
Power	<b>2 W</b>
Light output	<b>300 lm</b>

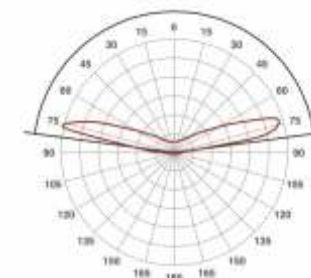
### ILLUMINATION TABLE

Installation depth	Distance between centers	Quantity per 1 sq.m.	Power per 1 sq.m.
100 mm	300 mm	12 pcs	24 W
130 mm	350 mm	9 pcs	18 W
160 mm	400 mm	9 pcs	18 W
200 mm	400 mm	9 pcs	18 W

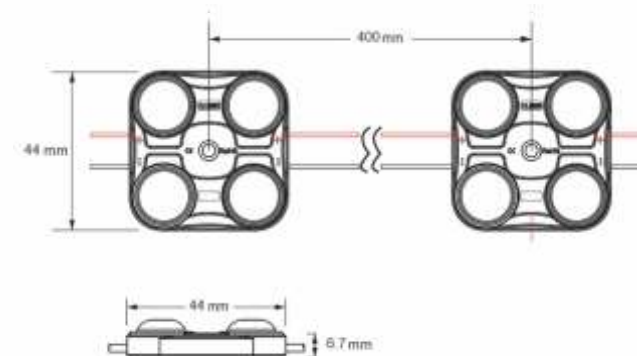


### LIGHT DISTRIBUTION GRAPH

Beam angle is 175°



### DIMENSIONS



### PACKAGING

Packing type	Chain	Package	Box
Quantity	20 pcs	100 pcs	800 pcs
Weight	0,5 kg	2,5 kg	20,3 kg

### CONNECTION

